



# Sunflower Piecemakers Newsletter



**Volume 21, Number One**

**January 2010**

**Ottawa, Kansas**

**Our January meeting will be held Monday, January 18th at  
7:00 pm at Westminster Presbyterian Church, 13th & Maple, Ottawa.  
Wear your nametag - there will be prizes!**

## **Letter from the President**

I hope you all had a joyous Christmas and a safe New Year. I have never been good at making (or keeping) New Year's resolutions, but here are some goals I have for this year for the quilt guild:

1. Increase the number of members who attend our meetings. Not only do we have good speakers, but our monthly meetings are a great place to get help with a problem and a wonderful opportunity to get to know each other better.
2. Meet the needs of all our members. We have raw beginners to extremely gifted quilters in our guild. I hope each one can take something away from every meeting.
3. Share opportunities to do service projects. I am already impressed by how many charities you support. I hope to let you know of other projects that you can participate in.
4. Get better at knowing your names. I am terrible with names. Especially when I am nervous. So, forgive me in advance when I stand on the dais with a blank look on my face as I look at you!
5. The purpose of all your guild officers is to serve you. Let us know what you want/need from the guild.
6. **HAVE FUN!!** Remember quilting is your hobby, something you love to do. Don't stress out and lose that joy.

Celia

## **January Program**

Linda Eberhart will be our January speaker, discussing how to overcome obstacles with humor.



"Preach not to others what they should eat,  
but eat as becomes you, and be silent."

**Epictetus** (55 AD - 135 AD)

## **Quilt Show Planning Committee Meeting**

All interested guild members are welcome to meet prior to the regular January 18 guild meeting. We'll begin at 6:00 pm. I'll have an update on current show status. We'll discuss plans to make the 26th annual quilt show another successful event!

Mary Schleicher, show chairman

# Minutes of the Sunflower Piecemakers Meeting

November 16, 2009

President Melanie Brungardt called the meeting to order following a potluck dinner, with 33 members present. There were no new members nor guests present. Mary Redeker won the prize for wearing her name tag and Ginger Bealmer and Peggy Watts won door prizes during the dinner. Dora Davis moved to accept the October meeting minutes as published in the newsletter; Mary Schleicher seconded the motion and it passed.

Members present with November birthdays answered Melanie's question of "your favorite pot luck dish."

## Treasurer's Report:

Terri reported	Previous balance	\$4,576.59
	Deposits	+9.00
	Checks written	-428.35
	Ending Balance	\$4,157.24



Celia Davis reported that Linda Eberhart will be our speaker in January, 2010.

## Committee Reports:

The Opportunity quilt is complete and we have started selling tickets. There have been many favorable compliments on it already.

Michele Altendorf: The craft show went well. There were craft item sales of about \$112.00 plus 100 opportunity quilt tickets were sold for a total income of \$195.50. She complimented everyone for the good quality of the items donated and thanked everyone for all the help with donations, set up, etc. Left over items from the show were on the stage for donators to retrieve if they wished. Michele volunteered to head a committee if we want to participate again next year.

Mary Schleicher passed around a sign-up sheet for planning for the 2010 quilt show. There will be a planning meeting at 6:15 pm before the January meeting. Cowboy Days may not happen next year, but it was decided to leave our dates the same: June 26 & 27, 2010.

## Announcements:

Florence Milliman announced that the Christmas decorations on the tables were free to whoever might want one.

The slate of officers for 2010 was presented:

President:	Celia Davis
Vice President:	Michele Altendorf
Newsletter/Web:	Kathleen Leary
Secretary:	Gloria Musick
Treasurer:	Tammy Hostetler
Historian:	Mary Redeker



Mary Schleicher moved that the slate of officers nominated be elected, Florence Milliman seconded and the motion passed.

Melanie thanked everyone for the President's Quilt blocks she has already received and also for all the help she has received in the last year.

Meeting adjourned to a fabric exchange.

Kathleen Leary won the blocks of the month and additional door prizes were won by Charlotte Rocker, Kim Finney, Shirley Hooper, Roberta Ochs and Mary Redeker.

## Show and Tell:

Melanie Brungardt: Wyatt's 2nd birthday quilt, Christmas gift quilted canister and cones; Terri Powers: a "30s" sampler quilt; Kathleen Leary: autumn leaf table runner and a baby quilt; Carol Wills and Ginger Bealmer modeled quilted jackets that the "Stitch & Rippers" have made and displayed the quilts they have made for the Sheriff's Department (Kathleen Leary quilted them for the group); Mary Schleicher: table runner; Dora Davis: 2 quilts for her grandsons and a quilt made for her sister; Joyce McKenzie: a baby quilt; Kris Peterson: hand-dyed fabric medallion quilt; Gloria Musick: 3 queen-sized quilts.

To complete the evening, Celia Davis, Karen Gibson and Mary Schleicher presented a slide show of pictures they had taken of quilts during their trip to the International Patchwork Show in France. They also brought examples of the fabrics they found for sale there.

## Memberships Due Now!

Remember to renew your membership in the guild at the meeting. Dues are \$20 & payable to the Treasurer.

Be sure to let us know when your birthday is so we can include you in the newsletter! Those of you who have web ads on our site can pay your \$12 annual fee, as well.

### January Birthdays

Kim Finney January 2  
Reeze Hanson January 18  
Doris Heckman January 28  
Joyce McKenzie January 30  
Liz Smith January 13  
Carol Stokes January 21  
Peggy Watts January 24



"In case you're worried about what's going to become of the younger generation, it's going to grow up and start worrying about the younger generation."

**Roger Allen**

In Roman mythology, Janus (or Ianus) was the god of gates, doors, doorways, beginnings and endings. His most prominent remnant in modern culture is his namesake, the month of January, which begins the new year. He is most often depicted as having two faces or heads, facing in opposite directions.



## News from Chris' Corner - 242-1922

We are enrolling now for the **Splendid Stars FREE Block of the Month** which starts in January, plus we have some new fabric too!

**AND** (guess what?) it's time to think about Valentine projects!

Thanks to all of you for your support through 2009, and we are pleased to be able to serve you in 2010.

**See Chris for additional information & class policies.**

**Class space may be limited**

## Women's Temperance Movement: Drunkard's Path Block

This beautiful block can be set in a multitude of ways, and depending on the fabric used, can look traditional or modern. The "Drunkard's Path" block has a special place women's history, over & above its place as a quilting block. The following is from **womenfolk.com**

Sewing for a cause is an old tradition. Women made quilts to raise money and consciousness, both to promote the abolition of slavery and to promote women's rights. But the largest of all was the temperance movement.

The Women's Christian Temperance Union was founded in 1874 and by 1907 the organization had 350,000 members. It appears that more quilts were made for this cause than any other.

If you find an antique quilt with the letters W.C.T.U. in embroidery or ink, you can be sure the quilt was made to promote the prohibition of alcoholic beverages. The quilt may include the names of members of a local chapter along with anti-drinking slogans.

In the late 1800s women would pay a dime to get their name on what was sometimes called a "Crusader Quilt," probably based on the Woman's Crusade of 1873-74 in which anti-drinking activity reached a peak with women taking direct action to close down saloons.

Although any quilt pattern could be used to make a temperance quilt, the "Drunkard's Path" and "Temperance Tee" are two blocks that were often used for temperance quilts. Neither quilt was actually designed for this purpose and both have been called many other names. Instead, they were block patterns that were renamed to fit the prohibition theme. As you can see from the Drunkard's Path block pictured here that the design makes one think of a drunkard's staggering walk. These quilts were often made in two colors of fabric, blue or red with white. Seen in contrasting colors, the staggering path is especially clear.

Although other colors were used, many temperance quilts were made in blue and white. Blue and white became the union's colors: white for purity and blue for water, "the purest beverage." A member of the Blue Ribbon Army wore a distinctive blue badge to demonstrate commitment to temperance.



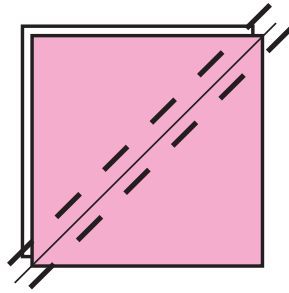
## Block of the Month Drawing

Whoever wins this month's blocks will have a great start on a project for Valentine's Day in February. I have provided instructions here, since with all the activities going on at the meeting in November, the sheets weren't available.

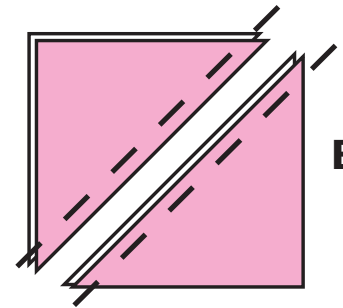
Use reds & pinks (with white or off-white for the background) & make a heart . . . or two!

### HEART BLOCK

Use various shades of red & pink with white or off-white for background. When complete, square should measure  $8\frac{1}{2}$ " square (8" when sewn together with other blocks).



A



B

### PINK/RED:


Cut four squares  $2\frac{7}{8}$ " sq.

### WHITE/LIGHT:

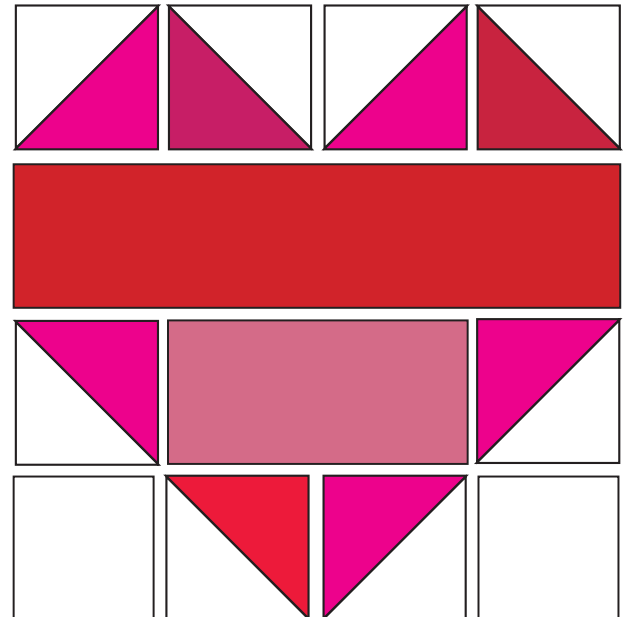
Cut four squares  $2\frac{7}{8}$ " sq.

### A, B, C

Using a pink/red & a white square, place right sides together, sew  $\frac{1}{4}$ " either side of a center diagonal line (A) & cut apart (B). Press. You now have 8 half-square triangle units measuring  $2\frac{1}{2}$ " square (C).



C



### PINK/RED:

Cut one strip  $2\frac{1}{2}$ " x  $8\frac{1}{2}$ "

Cut one strip  $2\frac{1}{2}$ " x  $4\frac{1}{2}$ "

### WHITE/LIGHT:

Cut two squares  $2\frac{1}{2}$ " sq.

Assemble in rows as shown; sew rows together. Press.

---

This is some information from a great website, [www.superiorthreads.com](http://www.superiorthreads.com). Although the bulk of their sales come from longarm quilters, there is a lot of great information about using various specialty threads on a home machine, plus troubleshooting advice, such as the following:

### What are the main causes of thread breakage?

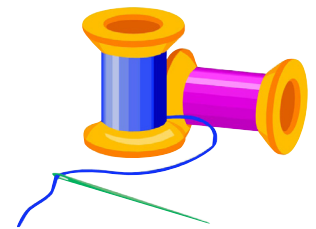
50% is the quality of the thread.

20% is the needle: either the wrong size, the wrong type, or both.

20% is the tension setting. A too-tight tension causes breakage.

5% is the condition of the machine: lint buildup, timing, burrs.

5% is the thread delivery system. The machine may be mis-threaded, or the thread is coming off the spool wrong. Thread on cones should come off over the top of the cone. Thread on spools may need to come off straight (not over one end) so the spool rotates as the thread unwinds. This usually requires the spool to be positioned on a vertical pin spool holder.



## Letter from the Editor

Many years ago, I had two acquaintances who had been best friends since grade school. They were notorious for their practical jokes; every time it snows, I think of them. (Keep in mind, I'm not advocating this as being a good idea, but I certainly admire their creativity!) They had chosen some unfortunate soul as being worthy of their ire (who knows what transgression they had committed, but it was obviously heinous), but instead of immediate revenge, they waited. And waited. Finally the time was right: after a few hours of freezing sleet, it was going to snow several inches during the night. The two went to work.

When the victim awoke the next morning, a beautiful expanse of glistening white snow greeted them. Their carefully tended lawn was now a winter wonderland, indeed. But being the midwest, snow doesn't stick around too long & as it melted, the nefarious deed was revealed: a carefully spread layer of cans, bottles, papers & all manner of trash, previously collected & stored to assure maximum coverage. It took two or three weeks for the unlucky recipient to pry up all the cans & scrape the frozen papier maché out of the grass.

I think a lot of my piecing is like that: looks good when it's finished (corners meet, points are pointy) but there are always strange puffy parts or odd grainlines, stretching sections into obtuse rhomboids instead of squares.

I quilt a lot of tops for other people, some very experienced, others not so much. I always marvel at the tops that lay completely flat, perfectly square at the corners & stitching so straight I hardly need a ruler. Mine always have strange lumps & odd angles that require serious pulling & pinning. Unless I get a top that's been put together by a real novice, my piecing is about the worst I've ever have to quilt.

It's not that I don't know what's wrong; I do. And I really try hard to measure & cut as nicely as the "straight & square" folks, but it never comes out quite right. Maybe I need new glasses? Maybe I should just pay more attention when I'm measuring - 1/16" off here & there really DOES matter. So do grainlines, pressing & squaring up pieces as you go.

Instead of making silly resolutions this January like losing weight or getting organized (we all know how THOSE end up!), maybe I'll just start with a couple of basics: take my time & be more accurate in my quilting. Not earth-shaking, but difficult enough for me.

It's not a bad idea for all of us to review the basics (unless your quilts are already perfect!), even though it seems redundant. Is your appliqué flawless? Are your borders completely flat? Are your seam allowances consistent? Points pointy? Intersections matching?

We all have room for improvement in our lives (certainly I have more than most), whether it's "big stuff" like health, family, work or community or smaller things like turning out the lights, checking on neighbors, writing "thank-you" notes or flossing every day.

I'll be concentrating on my quilting - I'm not sure I WANT to know what's under some of those lumps.

### Sunflower Piecemakers - Ottawa, Kansas - Est. 1985

<b>President</b>	Celia Davis	<b>Treasurer</b>	Tammy Hostetler
<b>Vice-President</b>	Michele Altendorf	<b>Newsletter/Web</b>	Kathleen Leary
<b>Secretary</b>	Gloria Musick	<b>Historian</b>	Mary Redeker

Sunflower Piecemakers meet at 7 pm on the third Monday of each month (there is no December meeting). Meetings are held in Roberts Hall at Westminster Presbyterian Church, 13th & Maple, Ottawa, KS. Memberships are \$20 & renewable every January. Guests are always welcome. For more information, write:  
Sunflower Piecemakers, P.O. Box 822, Ottawa, KS 66067 or e-mail

**chriscorner@sbcglobal.net.**

Submit items for the newsletter to **learyo@netzero.com** no later than the **4th** of each month.